

Set Student Accommodations for Capti ReadBasix



This guide provides a straightforward process for setting up student accommodations in Capti ReadBasix, ensuring that users can tailor the reading experience to meet individual needs. By following these steps, educators can enhance accessibility through features like extended time, font adjustments, and color settings.

1 Login to a Capti faculty account.

tration

All Students

Real-Time Activity

Students

Assessments

Reports

Groups

Find student

Not grouped

Allen, A.
No active assignment

Beckham, D.
No active assignment

Brian, R.
No active assignment

Dahlin, R.
No active assignment

Dickenson, E.
No active assignment
The student is not working on an assignment
Doe, John - Peterpiper@bagels.com

Doe, J.
No active assignment

Doe, J.
No active assignment

Doe, J.
No active assignment

Doe, J.
No active assignment

Douglas, S.
No active assignment

E, S.
No active assignment

Eichel, J.
No active assignment

Gare, D.
No active assignment

Gonzales, M.
No active assignment

Hamm, M.
No active assignment

Hasek, D.
No active assignment

Jackson, V.
No active assignment

Jones, A.
No active assignment

2

Find the student you need to set accommodations for and click the student button to open the drop-down menu.

The screenshot shows the 'Students' page with a sidebar on the left containing 'Students', 'Assessments', and 'Reports'. The main area is titled 'Groups' and 'Not grouped'. It displays a grid of student cards. Each card shows a student's name and 'No active assignment'. An orange circle highlights the 'Student' button on the card for 'Doe, J.' in the second row, second column. A tooltip is visible over the card for 'Dickenson, E.', stating 'The student is not working on an assignment' and 'Doe, John - Peterpiper@bagels.com'.

Groups		
Not grouped		
Allen, A. No active assignment	Beckham, D. No active assignment	Brian, R. No active assignment
Dahlin, R. No active assignment	Dickenson, E. No active assignment	Doe, J. No active assignment
Doe, J. No active assignment	Doe, J. No active assignment	Doe, J. No active assignment
Douglas, S. No active assignment	E, S. No active assignment	Eichel, J. No active assignment
Gare, D. No active assignment	Gonzales, M. No active assignment	Hamm, M. No active assignment
Hasek, D. No active assignment	Jackson, V. No active assignment	Jones, A. No active assignment

3

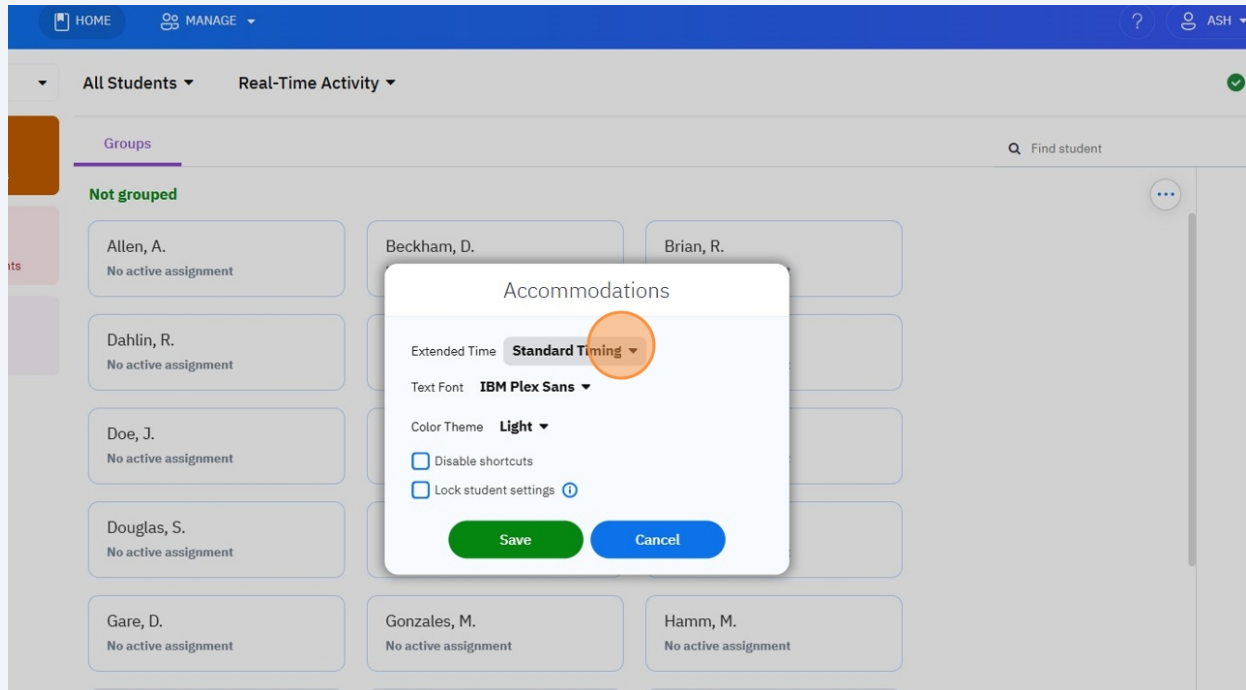
Click "Accommodations" from the drop-down menu.

The screenshot shows the 'Students' page with a sidebar on the left containing 'Students', 'Assessments', and 'Reports'. The main area is titled 'Groups' and 'Not grouped'. It displays a grid of student cards. A drop-down menu is open for the card for 'Doe, J.' in the second row, second column. The menu options are: 'View Assignments...', 'View Assignment Details...', 'View Reports...', 'Accommodations' (highlighted with an orange circle), 'Member Details...', 'Demographics...', 'Reset Password...', and 'Change Password...'.

Groups		
Not grouped		
Allen, A. No active assignment	Beckham, D. No active assignment	Brian, R. No active assignment
Dahlin, R. No active assignment	Dickenson, E. No active assignment	Doe, J. No active assignment
Doe, J. No active assignment	Doe, J. No active assignment	Doe, J. No active assignment
Douglas, S. No active assignment	E, S. No active assignment	Eichel, J. No active assignment
Gare, D. No active assignment	Gonzales, M. No active assignment	Hamm, M. No active assignment
Hasek, D. No active assignment	Jackson, V. No active assignment	Jones, A. No active assignment

4

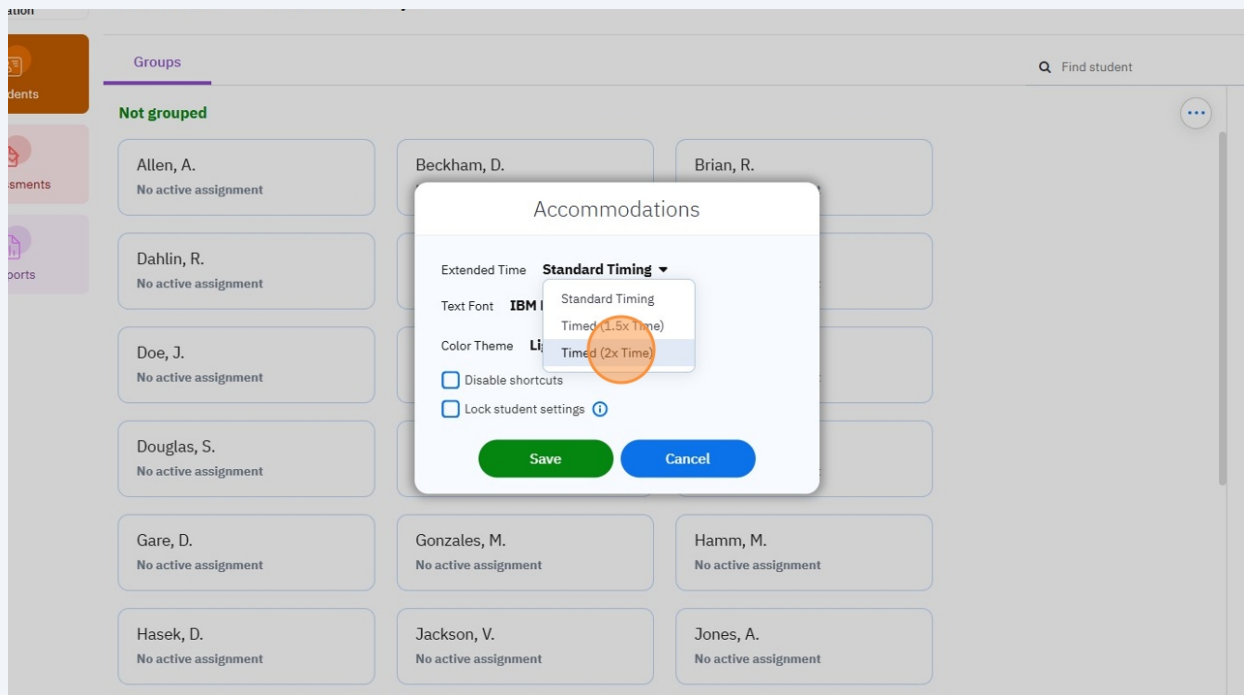
There are four accommodations available in Capti: extended time, changing font, changing color theme or contrast for visually impaired students, and disabling keyboard shortcuts. Let's review each setting in more detail.



Alert! The reading efficiency subtest is not affected by timing accommodations.

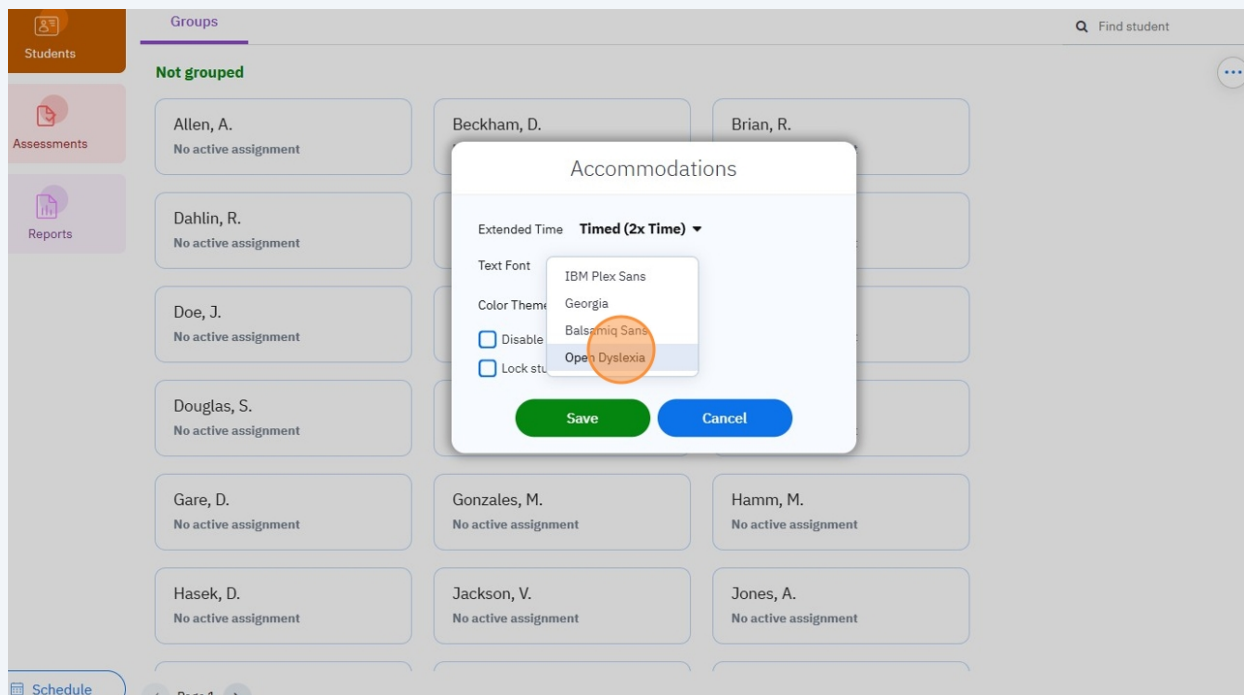
5

You can set extended time for the assessment. The options are Standard, 1.5x and 2.0x time.



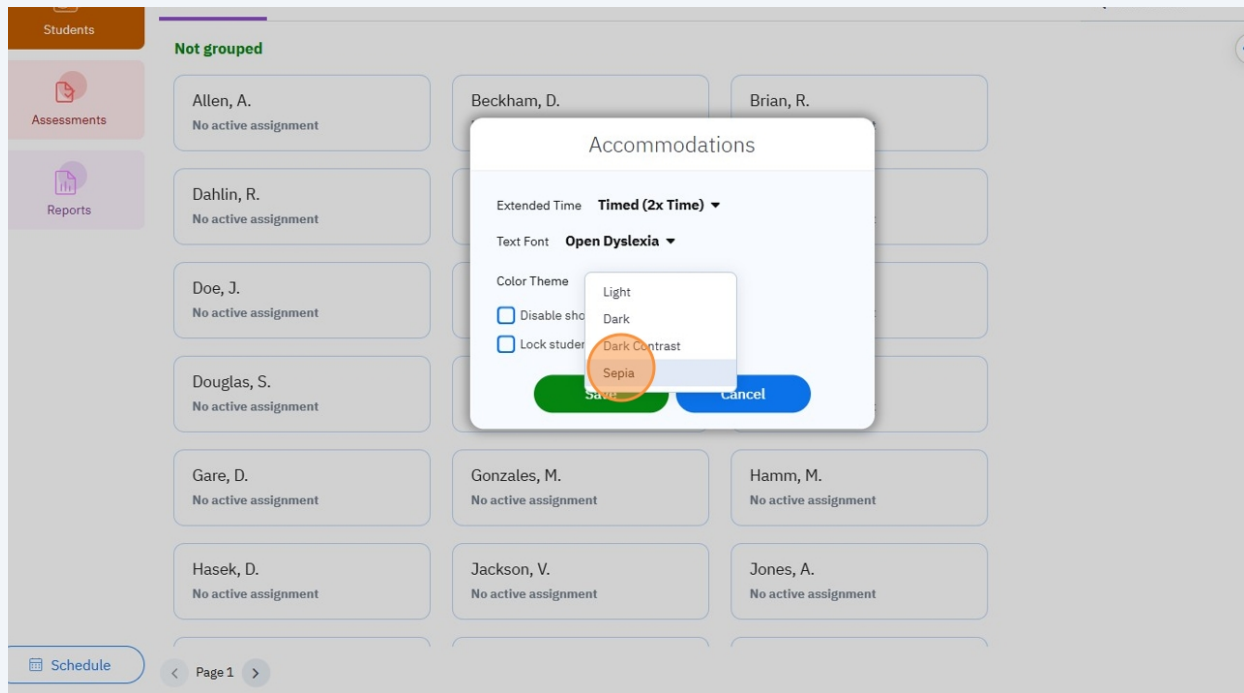
6

You can change the text font to IBM Plex Sans, Georgia, Balsamiq Sans, or Open Dyslexic. We recommend setting the font to Open Dyslexic for students with dyslexia or visual impairments.



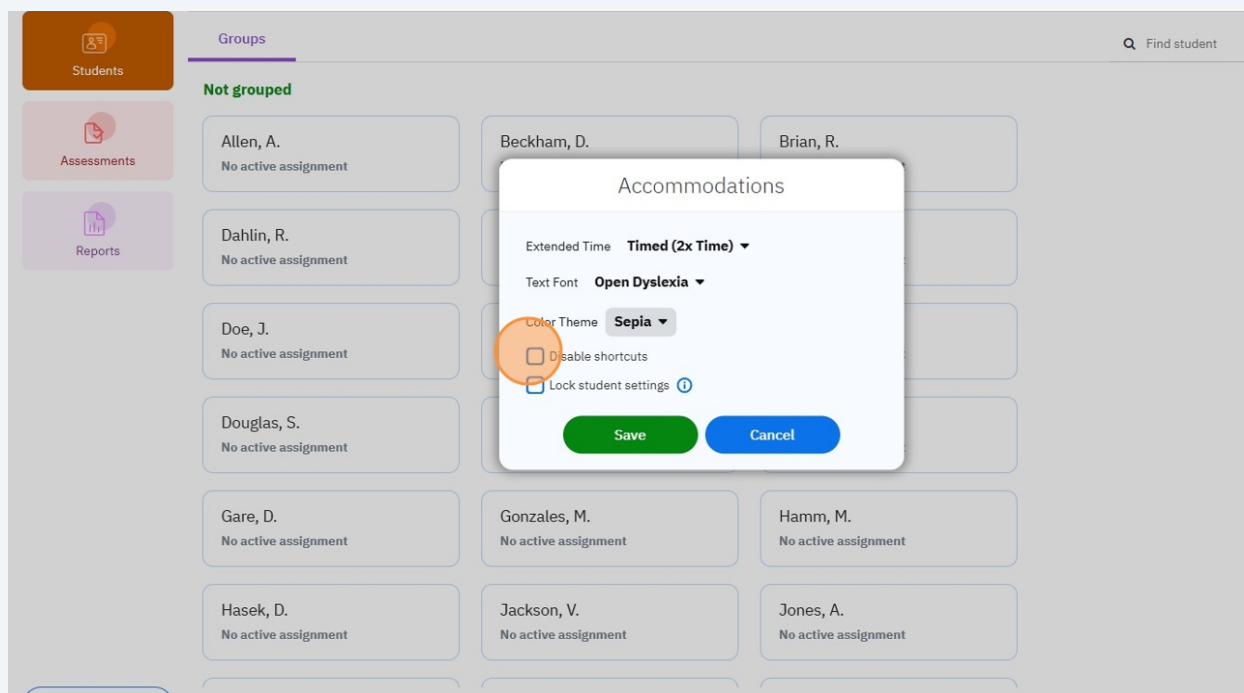
7

The next setting is color theme, the default color theme is set to Light, but you can change it to Dark, Dark Contrast, or Sepia.



8

You can disable keyboard shortcuts to prevent students from answering questions with their keyboard and require them to use the mouse instead. This setting is primarily intended for students using screen readers and is generally not recommended for others.





Alert! Disable shortcuts is not recommended for most users. Please be mindful selecting this setting.

9

Finally, you can lock the student settings so students cannot change the font or color theme themselves.

The screenshot shows a web application interface for managing students. On the left, there is a sidebar with three main sections: 'Students' (highlighted in orange), 'Assessments' (with a document icon), and 'Reports' (with a bar chart icon). The main area is titled 'Not grouped' and displays a grid of student cards. Each card contains a student's name and the text 'No active assignment'. The students listed are: Allen, A.; Beckham, D.; Brian, R.; Dahlin, R.; Doe, J.; Douglas, S.; Gare, D.; Gonzales, M.; Hamm, M.; Hasek, D.; Jackson, V.; and Jones, A. An 'Accommodations' modal dialog is open in the center, allowing settings to be configured for a selected student. The dialog includes dropdown menus for 'Extended Time' (set to 'Timed (2x Time)'), 'Text Font' (set to 'Open Dyslexia'), and 'Color Theme' (set to 'Sepia'). Below these are two checkboxes: 'Disable shortcuts' and 'Lock student settings', both of which are currently unchecked. An orange circle highlights the 'Lock student settings' checkbox. At the bottom of the dialog are 'Save' and 'Cancel' buttons. The background interface also features a 'Schedule' button and a 'Page 1' indicator.

10

Click Save to apply the accommodations for the selected student. Once saved, the accommodations will automatically apply to every ReadBasix assessment the student takes.

